

Naha Airport, Okinawa, Japan

If you arrive through the Naha Domestic Airport, your sponsor should be waiting for you in the lobby located right outside the baggage claim area.

If you are unable to locate your sponsor, there is an Information Counter with airport representatives available to assist you. Behind the Information Counter, there is a free phone you can use to call your sponsor or your new command.

You can purchase Yen at the Bank of the Ryukyus, Monday through Friday from 0900-1600; closed weekends and Japanese holidays. Next to the bank, there are several ATMs (Japanese & English) open 0700-2200, seven days a week.

After hours, and on Japanese holidays, you can purchase up to 5,000 Yen at the Information Counter.

Taxis are available right outside the baggage area for transportation to all military installations. The cost for a taxi to the Kadena/Foster area may range between 4,000-8,000 Yen (approximately \$40.00 - \$85.00).

The following sections provide a guide to help you navigate through the Naha Airport.



**Naha Airport,
Okinawa, Japan**




After departing the plane,
follow the yellow section of
the signs to the Baggage
Claim/Exit area.

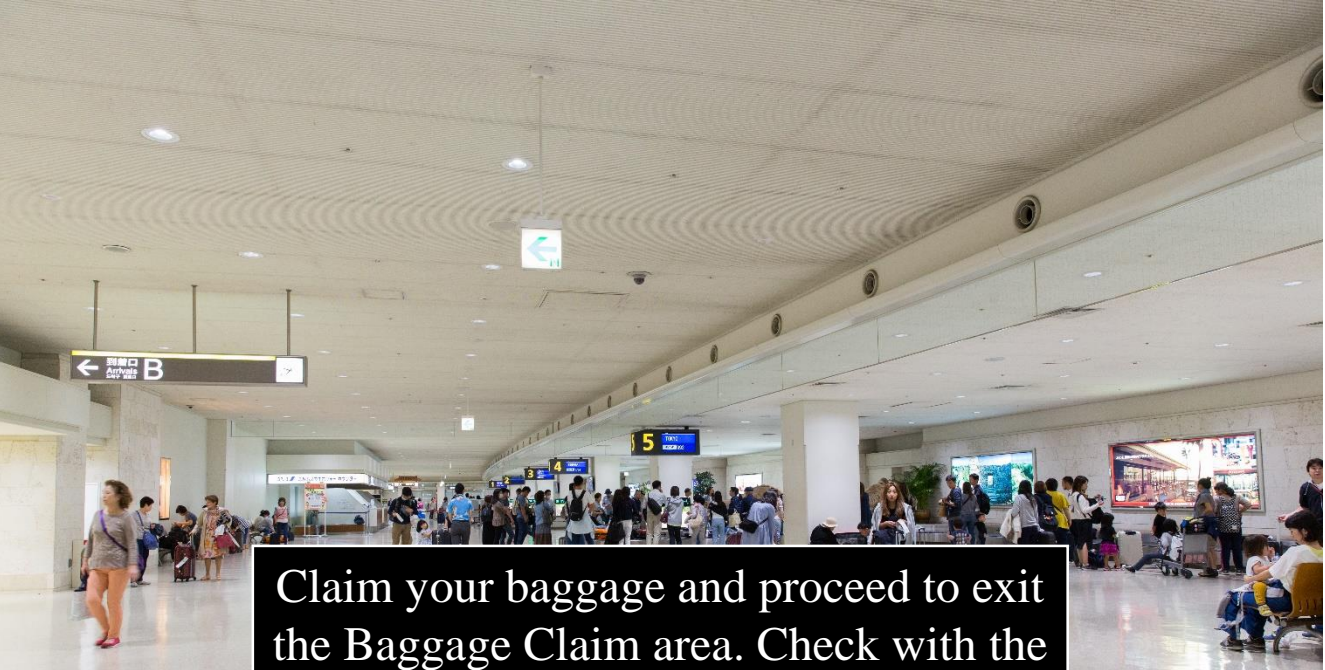
The signs are in English &
Japanese.






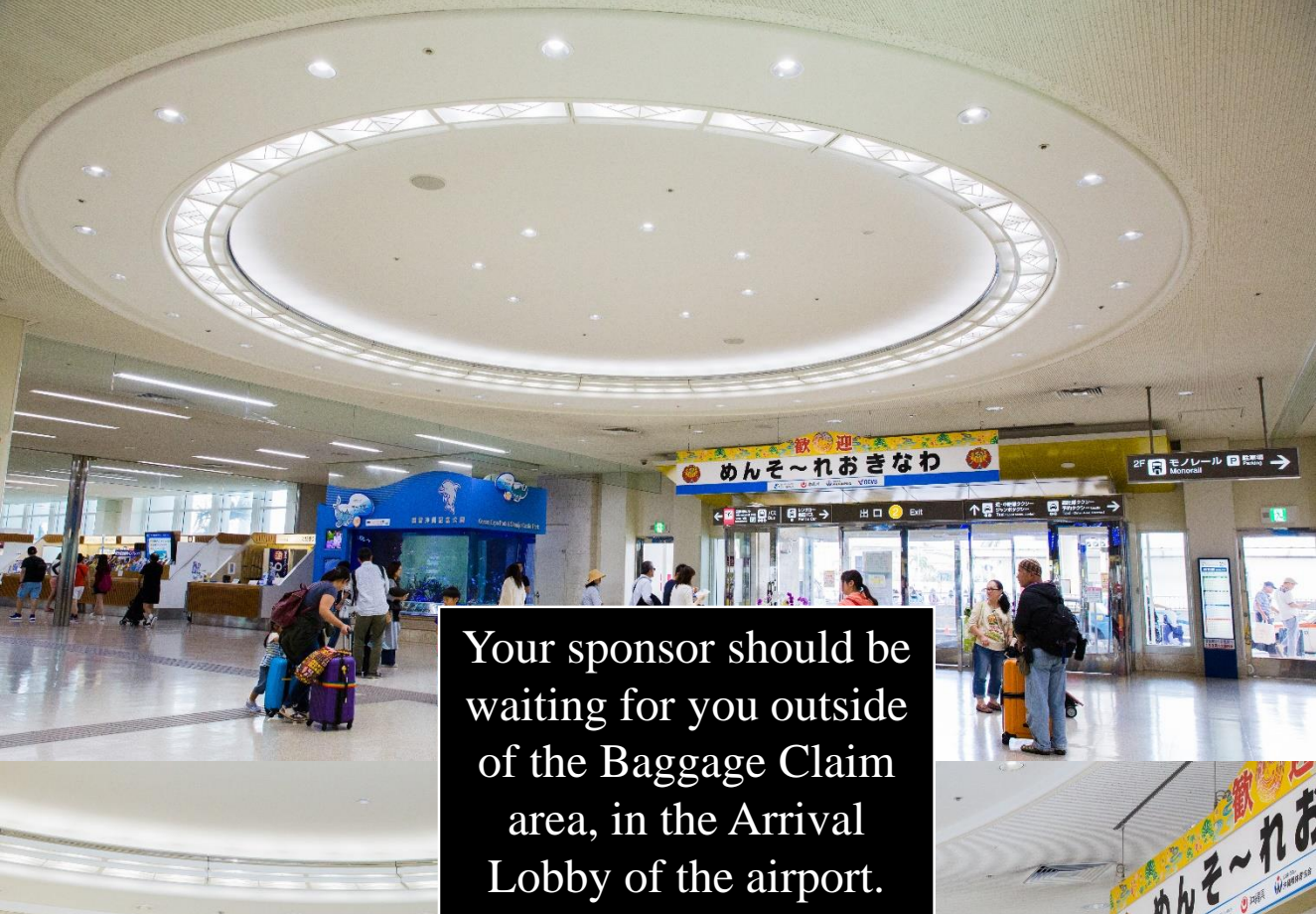
Continue down the hall
towards Baggage Claim
by following the arrows
on the yellow section of
the signs.

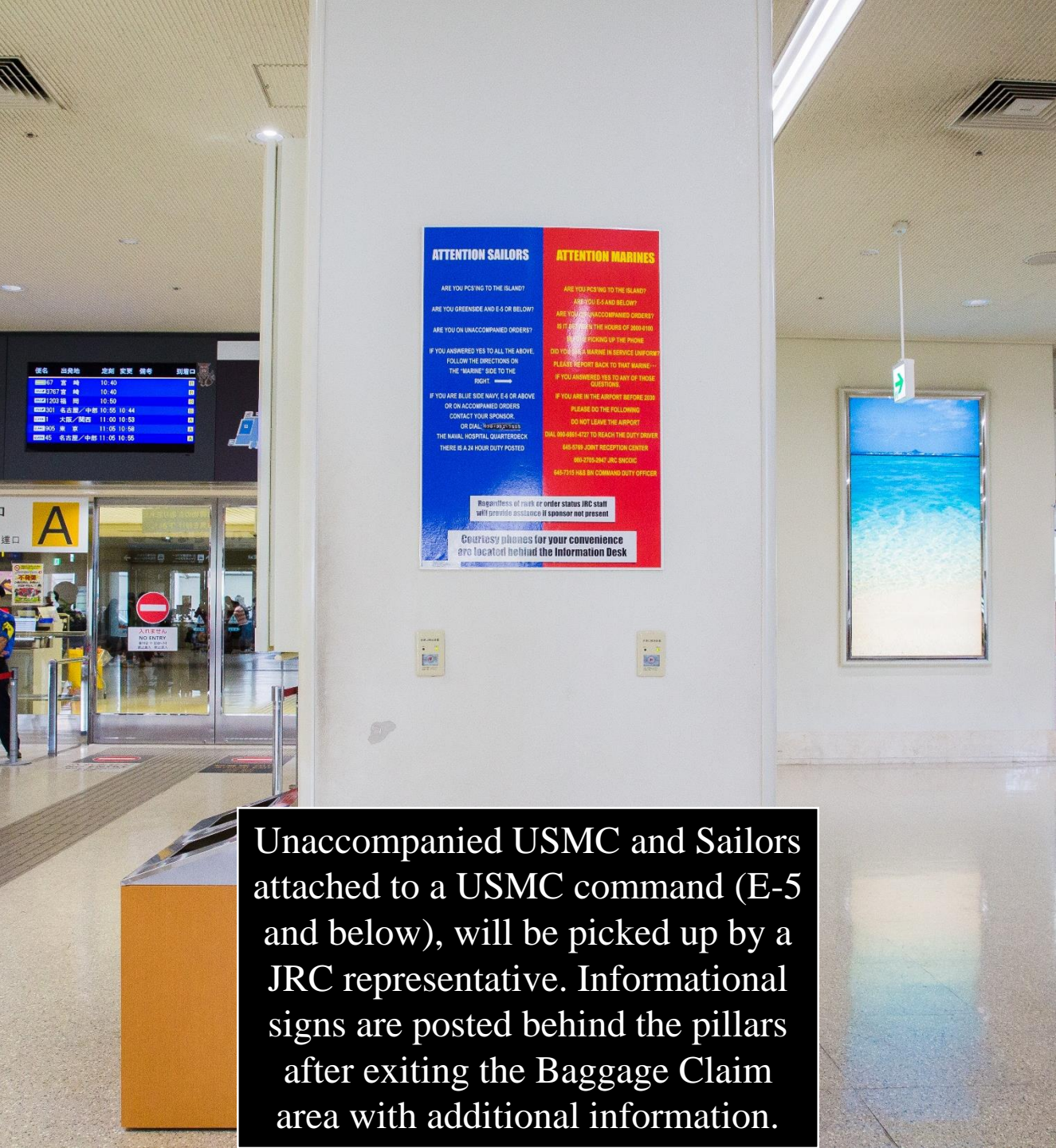




Claim your baggage and proceed to exit the Baggage Claim area. Check with the baggage attendant before you leave the area if you require additional assistance.







班機	起飛地	起飛	飛往	狀態
000017	台北	10:40		OK
00021767	台北	10:40		OK
00051203	香港	10:50		OK
00061001	台北/香港	10:55	10:44	OK
00071	台北/香港	11:00	10:53	OK
0008165	香港	11:05	10:58	OK
0009140	台北/香港	11:05	10:55	OK

ATTENTION SAILORS

ARE YOU PCS'ING TO THE ISLAND?

ARE YOU GREENSIDE AND E-5 OR BELOW?

ARE YOU ON UNACCOMPANIED ORDERS?

IF YOU ANSWERED YES TO ALL THE ABOVE, FOLLOW THE DIRECTIONS ON THE "MARINE" SIDE TO THE RIGHT.

IF YOU ARE BLUE SIDE NAVY E-4 OR ABOVE OR ON ACCOMPANIED ORDERS, CONTACT YOUR SPONSOR.

OR DIAL 766-193-7533.

THE NAVAL HOSPITAL QUARTERDECK THERE IS A 24 HOUR DUTY POSTED.

ATTENTION MARINES

ARE YOU PCS'ING TO THE ISLAND?

ARE YOU E-4 AND BELOW?

ARE YOU ON UNACCOMPANIED ORDERS?

IS IT AFTER THE HOURS OF 0800-0100 AND YOU PICKED UP THE PHONE?

DID YOU CALL A MARINE IN SERVICE UNIFORM?

PLEASE REPORT BACK TO THAT MARINE.

IF YOU ANSWERED YES TO ANY OF THOSE QUESTIONS:

IF YOU ARE IN THE AIRPORT BEFORE 0800:

PLEASE GO TO THE FOLLOWING:

DO NOT LEAVE THE AIRPORT.

DIAL 766-086-8701 TO REACH THE DUTY DRIVER.

HAS DND, JUNT RECEPTION CENTER.

MR 0706-0467 JRC SHANGHAI.

HAS THE HAS BY COMMAND DUTY OFFICER.

Regardless of rank or order status JRC staff will provide assistance if sponsor not present

Courtesy phones for your convenience are located behind the Information Desk

Unaccompanied USMC and Sailors attached to a USMC command (E-5 and below), will be picked up by a JRC representative. Informational signs are posted behind the pillars after exiting the Baggage Claim area with additional information.

ATTENTION SAILORS

ARE YOU PCS'ING TO THE ISLAND?

ARE YOU GREENSIDE AND E-5 OR BELOW?

ARE YOU ON UNACCOMPANIED ORDERS?

IF YOU ANSWERED YES TO ALL THE ABOVE,
FOLLOW THE DIRECTIONS ON
THE "MARINE" SIDE TO THE
RIGHT. →

IF YOU ARE BLUE SIDE NAVY, E-6 OR ABOVE
OR ON ACCOMPANIED ORDERS
CONTACT YOUR SPONSOR.

OR DIAL: 098-971-7555

THE NAVAL HOSPITAL QUARTERDECK
THERE IS A 24 HOUR DUTY POSTED

ATTENTION MARINES

ARE YOU PCS'ING TO THE ISLAND?

ARE YOU E-5 AND BELOW?

ARE YOU ON UNACCOMPANIED ORDERS?

IS IT BETWEEN THE HOURS OF 2000-0100

BEFORE PICKING UP THE PHONE

DID YOU SEE A MARINE IN SERVICE UNIFORM?

PLEASE REPORT BACK TO THAT MARINE...

IF YOU ANSWERED YES TO ANY OF THOSE
QUESTIONS.

IF YOU ARE IN THE AIRPORT BEFORE 2030

PLEASE DO THE FOLLOWING

DO NOT LEAVE THE AIRPORT

DIAL 090-6861-4727 TO REACH THE DUTY DRIVER

645-5769 JOINT RECEPTION CENTER

080-2705-2947 JRC SNCOIC

645-7315 H&S BN COMMAND DUTY OFFICER

**Regardless of rank or order status JRC staff
will provide assistance if sponsor not present**

**Courtesy phones for your convenience
are located behind the Information Desk**



After you leave the baggage claim area, the Information Counter is available to assist you.

If you are unable to locate your sponsor, there is a free phone you can use to make calls.



To dial a DSN (Base) Number:

645-xxxx => 098-970-xxxx

622-xxxx => 098-954-xxxx

623-xxxx => 098-969-xxxx

632-xxxx => 098-962-xxxx


634-xxxx => 098-961-xxxx

USMC Operator: 098-970-5555

Kadena Operator: 098-938-1111



This is a free phone
you can use to call
any military
installation or your
sponsor.



U.S. ARMY POINTS OF
CONTACT

1. Detachment 101 (Signal/Intelligence/IT) - 101st Signal Battalion
2. Detachment 102 (Signal/Intelligence/IT) - 102nd Signal Battalion
3. Detachment 103 (Signal/Intelligence/IT) - 103rd Signal Battalion

Phones for your convenience
located behind the Information Desk



BANK OF THE RYUKYUS

琉球銀行

本店営業部
那覇空港内出張所



You can purchase Yen at the Bank of the Ryukyus,
Monday through Friday from 0900-1600.

The bank is closed on weekends and Japanese holidays.

ATM (Japanese & English) is available 0700-2200, seven days a week.





A Cash Exchange ATM is available behind the electric stairs, if you need to exchange U.S. dollars for Japanese Yen.

Buses and Taxis are located right outside the Arrival Terminal. If you need to use a Taxi, use the taxi at the end of the line at Station 8. You will need Yen for the taxi. On average, the cost of taxi to the Foster/Kadena area is between 4,000 to 8,000 Yen.



- ⑦ 近・中距離タクシー乗り場 ↓
Local Areas
- ⑧ 予約タクシー乗り場 ←
Reserved
- ⑨ ジャンボタクシー ↓
Jumbo Taxi



**WELCOME
TO
OKINAWA**

